

scfb[®]

self closing flood barrier



Born in the Dutch tradition and now the world's
most successful solution against floods

**Flooding
Solutions**
ADVISORY GROUP



11 meter SCFB 1000

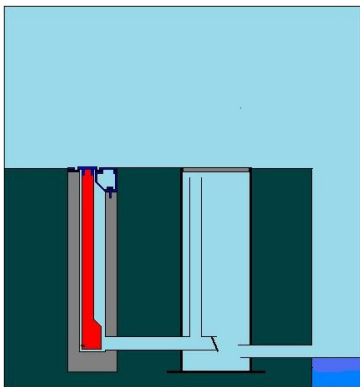
Solid and simple solution

We are proud to introduce to you the HYFLO Self Closing Flood Barrier SCFB™, a unique effective flood defense system to protect people and property from inland waterway floods caused by heavy rainfall, gales or rapid melting snow. This system has been developed to provide optimal protection against extreme high water levels. The HYFLO Self Closing Flood Barriers SCFB™ can be built in the top of a dike or quay to protect inhabited as well as industrial or other strategic areas. The Barrier systems have already been built and installed in many countries around the globe.

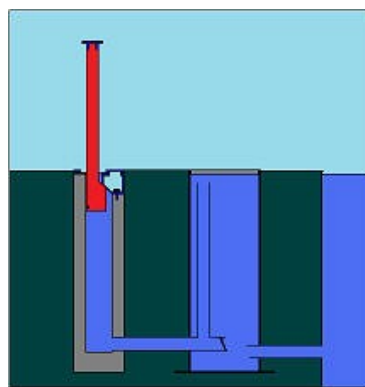
Key benefits

- **NO WARNING SYSTEM and WARNING TIME REQUIRED** - the Self Closing Flood Barrier SCFB™ rises instantly through the rising water level
- **NO MANPOWER REQUIRED** - the Self Closing Flood Barrier SCFB™ is not energy driven and operates without any human intervention
- **SHORT CLOSING TIME** - with a fast flood the barrier will close within a minute
- **NO STORAGE NEEDED** - in resting position the barrier is invisible and fully self protected
- **FULL PROTECTION** - to commercial and residential communities
- **MAINTENANCE FREE** - all applied elements represent the highest quality, with a unlimited time length
- **EASY TO TEST** - By filling up the pit the barrier is lifted automatically and ready for inspection
- **UNLIMITED LENGTHS** - The HYFLO system can be built at any required length: 1 m - 10 m - 100 m - 1000 m and more
- **EASY TO INSTALL**
- **THE BEST PRICE / PERFORMANCE COMPACTION:** without ongoing associated costs involving deployment, storage and maintenance.

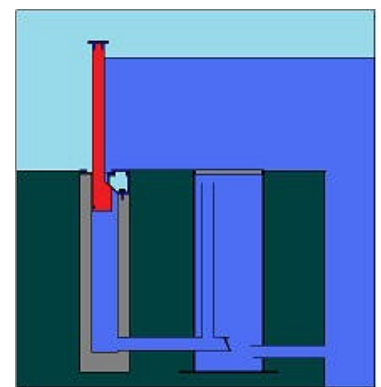
Principle of the Self Closing Flood Barrier SCFB™



Following installation and in non-flood conditions, all operational parts of the barrier are invisibly concealed in the ground inside its basin.



When floodwater rises to within 10cm below flood level, the enclosed basin, which houses the floating wall, starts to fill up through an inlet pipe from the adjacent service pit. The flood wall floats and rises. When the basin is totally filled, the angled support block will lock the barrier into position making it watertight.



The floodwater can now continue to rise without flooding the protected area.

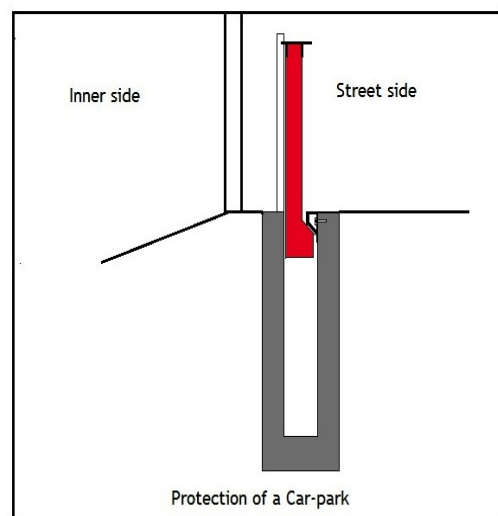
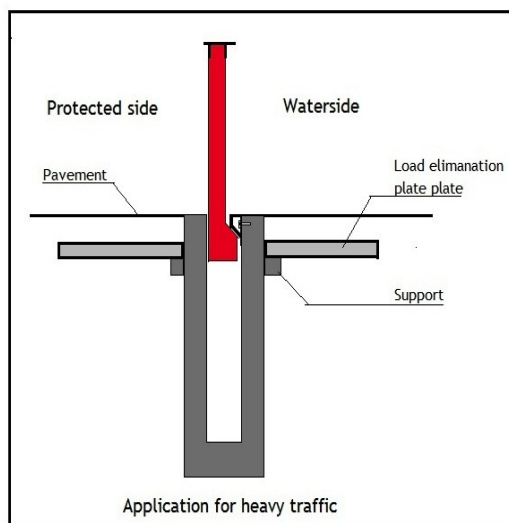
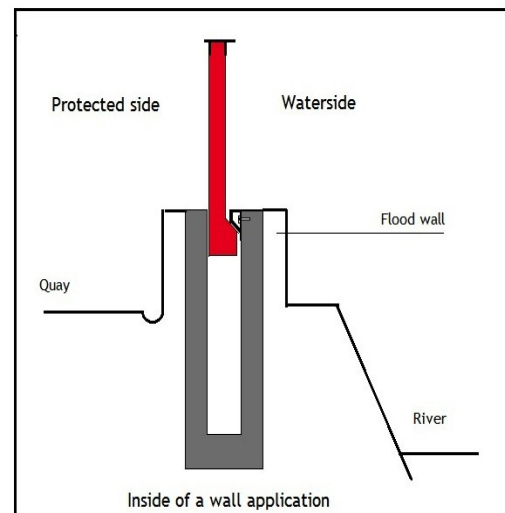
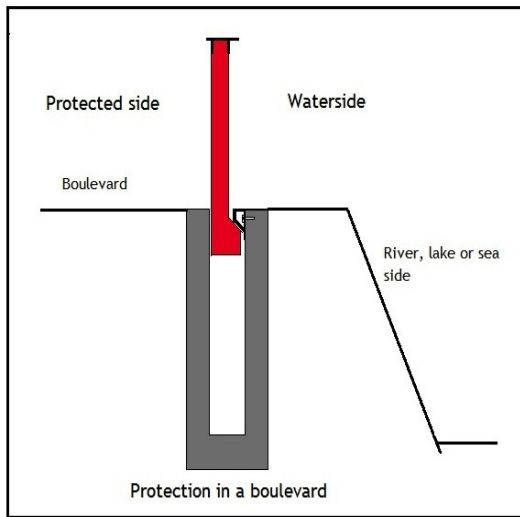
As the water subsides, the flood water in the basin is drained by drain pipes with one way check valves. As the water continues to drain from the basin, the flood wall returns to its resting position within the basin and the lid seals the barrier to prevent the barrier of waste and debris.

Innovative, effective and proven defence.

This award winning concept has been acclaimed as the world's most effective protection against floods. The Self Closing Flood Barriers SCFB™ have now become the leading flood defence device in its field. It has been in operational use around the globe since 1998 with a 100% success rate. The HYFLO barriers have already been operating more than 2.000 times in 14 years without worthy of mentioned maintenance.



Various application possibilities of side locations.



123 meter **SCFB 1000** protection of the town Cockermouth in the UK



123 meter SCFB 1000

"No more flood worries!"



Flooding Solutions Advisory Group
14 Page Street, Moruya NSW 2537

Phone: (+612) 44744711

Email: info@floodingsolutions.com.au

Web: www.floodingsolutions.com.au

Flooding Solutions Advisory Group, Australia